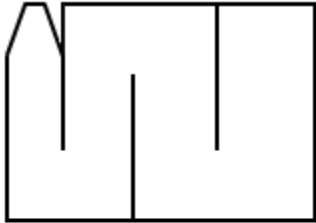


There are a number of different ways to cut and fold shide.

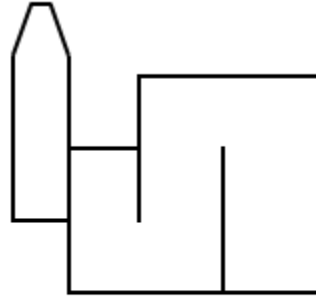
This is one of the more common shide.

1. Print the first page.
2. Cut on the solid lines.
3. Fold on the dotted lines / fold down.
4. Tuck the end of the long narrow tab between the twisted strands of the shimenawa

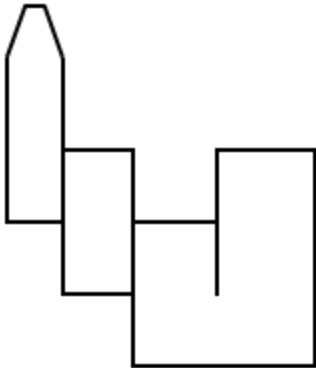
1



2



3



4

